



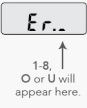










# 350VL Patient Quick Reference

This guide is meant as a complement to the Operation Manual. Please refer to the Operation Manual for complete instructions for use.



Display Message	Sounds / Lights	Condition	Corrective Action
 Or 	Sounds: Slow beeping Lights: Blinking yellow	Not delivering	Press  key to start delivery. Press  key to silence alert for 5 minutes.
	Sounds: Slow beeping Lights: Blinking yellow	Low battery	Press  key to start delivery. Replace battery within 30 minutes.
	Sounds: Continuous tone Lights: Continuous red	Depleted battery	Remove depleted battery to silence alarm. Replace battery. Press  key to turn pump on. Press  key to restart.
	Sounds: Continuous tone Lights: Blinking red	Clamp bar is open	Press  key to silence alert. Close clamp bar. Press  key to restart.
	Sounds: Continuous tone Lights: Blinking red	IV tubing occlusion	Check tubing system for kinks and correct. Pump will resume delivery when line is cleared. <hr/> Press  key to silence alert. Check tubing system for kinks and correct. Press  key to restart.

Continued on following page

	<p>Sounds: Continuous tone</p> <p>Lights: </p> <p>Continuous red</p>	<p>System malfunction</p>	<p>Write down Error message from display. Remove battery to silence alarm. Take pump out of service. Contact support with Error message.</p>
<p>scrolling</p> 	<p>Sounds: Slow beeping</p> <p>Lights: </p> <p>Blinking yellow</p>	<p>Total volume limit reached</p>	<p>The pump will continue delivery at the KVO rate for approximately 4 hours. An audible alert will beep every 30 minutes.</p>
	<p>Sounds: Fast beeping</p> <p>Lights: </p> <p>Blinking red</p>	<p>End of KVO</p>	<p>Press  key to silence alert.</p> <p>Clear END alert by: Reset volume delivered. - or - Increase total volume limit amount. - or - Set total volume limit to OFF.</p>
	<p>Sounds: Continuous tone</p> <p>Lights: </p> <p>Continuous red</p>	<p>Failed key in keypad</p>	<p>Press  key to turn pump off. Take pump out of service.</p>
<p>Sounds: Continuous tone</p> <p>Lights: </p> <p>Continuous red</p>	<p>System malfunction during battery install</p>	<p>Remove battery and wait 15 seconds before re-installing.</p>	