





## 350VL Patient Quick Reference

This guide is meant as a complement to the Operation Manual. Please refer to the Operation Manual for complete instructions for use.



### ▼ Brief Instructions

#### To Start Medication Delivery:

1. Press the POWER  key to turn pump on. The pump will display .



2. Press the START  key to begin delivery.

The  light will start blinking green. The display will alternate between

delivery rate  and volume delivered  screens.

3. Place front cover on pump.

#### To Stop Medication Delivery:

1. Press the STOP  key. The pump will display .

#### To Change the Battery:

Use a 9-volt alkaline battery. Duracell® MN 1604 recommended.

1. Press the STOP  key and turn pump off .

2. Remove battery. Wait approximately 15 seconds before installing new battery.

3. Follow **Start Medication Delivery** instructions above.